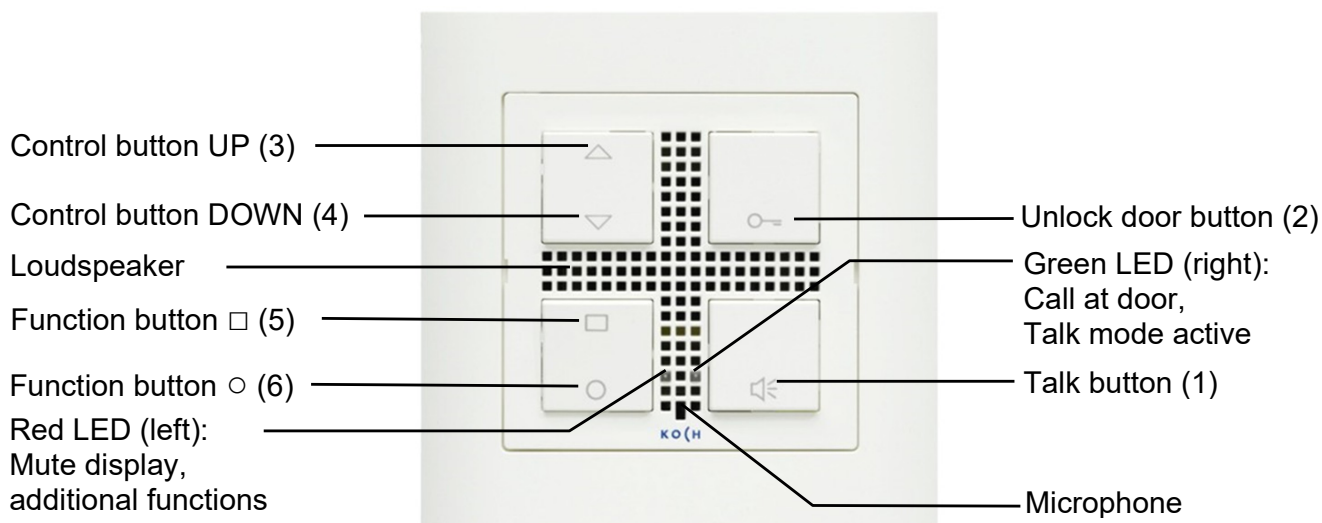


Indoor intercom station TC40, TC40/L



Ring tones

Differentiation of calls when ringing from the Entrance, the Landing door and an Internal call. The green LED lights up for 60 sec. when there is a call from the entrance of the house or an internal call.

Instructions for use

Answer a call

- Press the Talk button (1) briefly; you can now talk without the need for any further action.
If the Talk button (1) is pressed for more than 1 sec. the unit switches to Press-to-talk mode = Press the button: To talk to the external intercom station
Release the button: To listen from the external intercom station

End a call

- Press the Talk button (1) briefly or it switches off automatically after 60 sec. or 4 sec. after the Unlock button has been pressed.

To unlock the door

- Briefly press the Unlock button (2)

Call volume

- Adjust the call volume to the required level by using the Control button UP (4) or DOWN (3) during the call

Selecting ring tone volume

- When in idle mode use the Control DOWN (4) or UP (3) button to set the volume of the ring tone; a beep will sound to confirm the setting

Turn off the external station

- Press the Control button DOWN (4) until the red LED lights up

Activate the external station

- Press the Control button DOWN (3); the red LED goes out

Function button □ (5)




- ■ Control function 9 (default setting)
□ Internal call

Function button ○ (6)

- ■ Control function 8 (default setting)
□ Internal call
□ Call forwarding
□ Doormatic

User manual

Programming the ring tones

- | | |
|--|--|
| Switch on programming mode | <ul style="list-style-type: none">• Press the Function button  (6) for approx. 8 sec. until you hear a short beep• The red and green LEDs will flash on the monitor• Press Talk button (1) briefly• The red and green LEDs will flash on the monitor• Programming mode switched on |
| Ring tone for Entrance 1 (AS 0) | <ul style="list-style-type: none">• Press the Unlock door repeatedly until you hear the ring tone you require |
| Ring tone for a Landing call | <ul style="list-style-type: none">• Press the Function button  repeatedly until you hear the ring tone you require |
| Ring tone for Entrance 2 and others (AS1-63) | <ul style="list-style-type: none">• Press the Talk button repeatedly until you hear the ring tone you require |
| Ring tone for an Internal call | <ul style="list-style-type: none">• Press the Function button  repeatedly until you hear the ring tone you require |
| Switch off programming mode | <ul style="list-style-type: none">• If there has been no activity for 8 sec, the programming mode switches off automatically• A beep sounds; the red and green LEDs go out• Programming mode switched off |

Subject to technical changes